



# Parent Meeting Introduction to Read Write Inc.



Teach a child to read and keep that child reading and we will change everything.

**And I mean everything.**

*Jeanette Winterson*


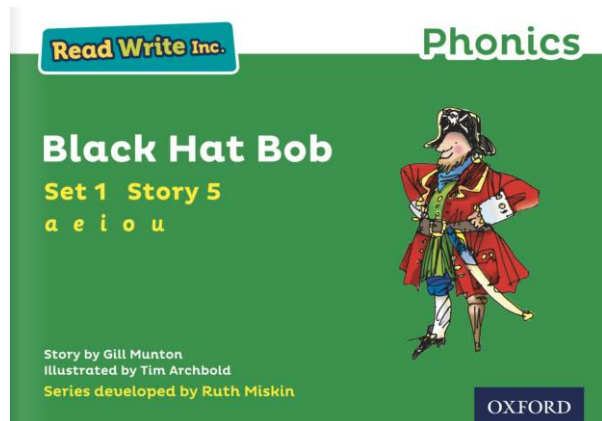
# Aim

- To develop your awareness of phonics.
- To support more children with reading phonetically at home
- To discuss the Phonics Screening assessment
- To provide you with updates about RWI and changes we are making this year

# Why RWI phonics?

- In our school we use the Read Write Inc. Phonics programme. This is a national programme we find the children enjoy.
- Children learn to read sounds and blend them into words. They apply this phonic knowledge to read and comprehend Storybooks that are carefully matched to the sounds they know.
- Children learn to read these books with a storyteller's voice.

# Who is Read Write Inc. for?



## Lost in the sand

- 1 Egypt, 2000 BCE – Menna  
I am a servant to a rich man.  
I fix. I chop. I mend.  
"Fetch a drink of milk, Menna!" he yells.
- 2 I grab a big bronze pot.  
It is a long trek to get the milk.  
The pot is big and the sun is hot.  
I sit to have a rest. I put the pot  
in the soft sand.
- 3 Just then, the wind whips up.  
The sand lifts and spins.  
I jump up and dash in.  
The bronze pot is left in the sand.
- 4 When I go back to check,  
the bronze pot is hidden.  
I dig and dig in the sand ... but no bronze pot.



# Progress groups

Group children by phonic stages.

Teach to the group's challenge level.

Re-assess all children every half term.

Group children by their progress in word reading and fluency.

# What is phonics?

Sounds (graphemes)

m	a	t
---	---	---

mat

sh	i	p
----	---	---

ship

Phonics is all about learning new sounds (both singular and special friends) and blending them together to read words.

# Speed Sounds Set 1

Consonant sounds – stretchy

f	l	m	n	r	s	v	z	sh	th	ng nk
---	---	---	---	---	---	---	---	----	----	----------

Consonant sounds – bouncy

b	c k	d	g	h	j	p	qu	t	w	x	y	ch
---	--------	---	---	---	---	---	----	---	---	---	---	----

Vowel sounds – bouncy

a	e	i	o	u	ay	ee	igh	ow
---	---	---	---	---	----	----	-----	----


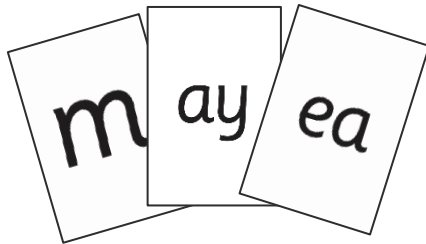
Vowel sounds – stretchy

Vowel sounds – stretchy

oo	oo	ar	or	air	ir	ou	oy
----	----	----	----	-----	----	----	----



# Read Write Inc. Phonics daily lessons



# Speed Sounds Set 2

## Consonant sounds – stretchy

f	l	m	n	r	s	v	z	sh	th	ng
										nk

## Consonant sounds – bouncy

b	c	d	g	h	j	p	qu	t	w	x	y	ch
	k											

## Vowel sounds – bouncy

a	e	i	o	u	ay	ee	igh	ow
---	---	---	---	---	----	----	-----	----

## Vowel sounds – stretchy

## Vowel sounds – stretchy

oo	oo	ar	or	air	ir	ou	oy
----	----	----	----	-----	----	----	----

# Speed Sounds Set 3

Consonant sounds

f	l	m	n	r	s	v	z	sh	th	ng
ff	ll	mm	nn	rr	ss	ve	zz	ti		nk
ph	le	mb	kn	wr	se		s	ci		
					c		se			
					ce					

b	c	d	g	h	j	p	qu	t	w	x	y	ch
bb	k	dd	gg		g	pp		tt	wh			tch
	ck				ge							
	ch				dge							

Vowel sounds

a	e	i	o	u	ay	ee	igh	ow
	ea				<u>a-e</u>	<u>e-e</u>	<u>i-e</u>	<u>o-e</u>
					ai	y	ie	oa
						ea	i	o
						e	y	

oo	oo	ar	or	air	ir	ou	oy	ire	ear	ure
<u>u-e</u>			oor	are	ur	ow	oi			
ue			ore		er					
ew			aw							
			au							

# How to say the sounds

**Read Write Inc.**  
Phonics

## How to say the sounds



**Read Write Inc.**

# Structure of every phonics lesson

1. Speed sounds with a sound of the day
2. Reading
3. Writing

# Green Words

- During your 'speed sound' part of the lesson you will look at green and alien words.
- Green words involve children finding their special friends (if any) and then blending the sounds together to say the word.

Pink Storybook 9 Snow Story Green Words

feet

• — •

sticks

• • • — •

Pink Storybook 9 Snow Story Green Words

jet

• • •

**Read Write Inc.**

# 3 methods of reading words

They will be able to read hundreds of words using the following 3 methods;

1. Blending them aloud (Fred talk)
2. Blending quickly and silently as blending and sounding is routine (Fred in your head)
3. Automatically reading familiar words (including red words)




# Alien Words

Words that children can use their decoding skills to word out but the words itself don't make sense.


lig



gax



mep



emp





# Red Words

I

said

This is Red Hat Rob.



“I will grab that cash box,” he said.

# Early Readers

If your child is in Windmills they will be currently going through the baseline assessment. This will help teachers to assess any prior knowledge.

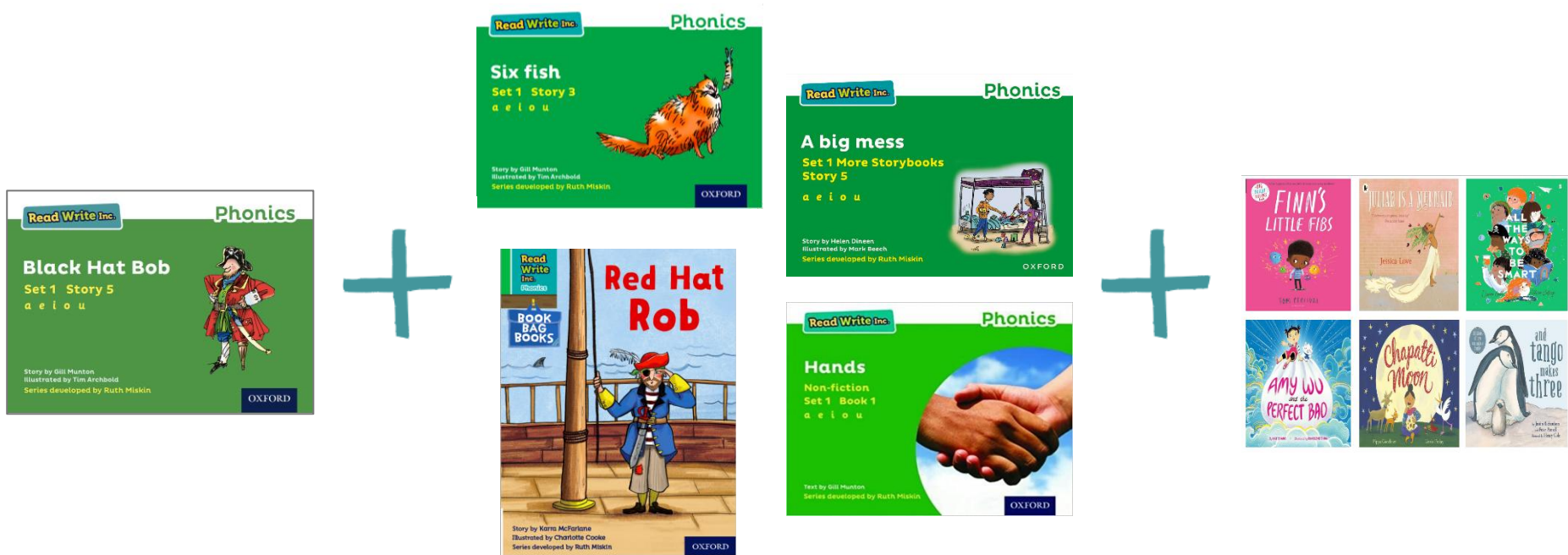
Windmills will be learning their set 1 sounds altogether from next week. Once all set 1 sounds have been taught the children will be assessed using the online assessment.

# What book will my child bring home?

All children will start with a book with Storytelling book (a book with no words). After this, your child will bring home three different books each week.

1. The same book that they are reading in their RWI lesson
2. A Book bag book which is matched to their colour band
3. A library book

# What books will children bring home?



☐ **Green Set 1 Storybook 5 Black Hat Bob**  
Practice reading at home with this phonically decodable ebook from Read Write Inc. Phonics. Speed Sounds: all of Set 1. Focus: a o i o u.  
[View Phonics Green](#) [Core Storybook](#)  
[Open eBook](#) [Open quiz](#)

☐ **Phonics Practice at Home Green Quiz 5**  
Phonics Practice at Home quizzes are designed to reinforce the Speed Sounds lessons and Storybook reading activities that have taken place at school. Green Quiz 5 is suitable for children who are currently reading Green Storybook 5. Speed Sounds focus: all of Set 1, Set 2 up to the end of the word. Focus: Green Speedy Green Words, Set 2 Phonics Green Words, Set 1 Multi-syllable Words, Red Words.  
[View Phonics Green](#)  
[Open](#)

**Read Write Inc.**

# How can you help at home?

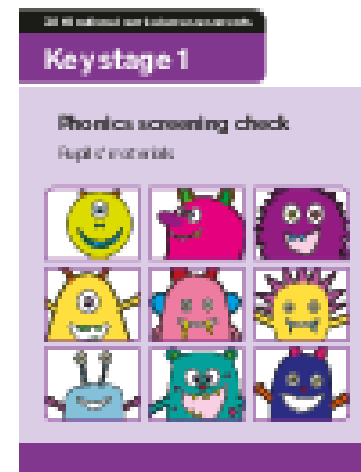
1. Use pure sounds rather than letter names.
2. Use Fred Talk to help your child to read and spell words.
3. Listen to your child read their Storybook every day.
4. Watch the Virtual Classroom films together (QR code)
5. Read stories to your child every day.
6. When your child has spellings as part of their homework, teach them how to spell using Fred fingers.

# Three reads

1. Read every word **accurately**.
2. Read more words **‘at a glance’**.
3. Read the whole story accurately, fluently and with a **storyteller’s voice**.

All books in EYFS and KS1 will be changed on a Monday

# Phonics Assessment



- The screening takes place in the Summer term (June) for all Year 1 children
- During the check your child will be asked to read a list of 40 words to check their grapheme recognition and decoding skills. The words are made up of 20 real words and 20 alien words that they must read to teacher

- The check will normally be administered by a familiar adult in a familiar environment and usually take less than 10 minutes. We will try and keep as low key as possible, despite being a test.
- Each the score that children need to achieve in order to pass the screening isn't announced until after the check has been administered. For the past several years though the pass score has remained 32/40.
- If you child does not meet the pass mark, they will have the opportunity to retake the screening check in Year 2.



# Changes we have made

- Book changing will now happen every Monday morning in all EYFS/KS1 classes
- Reading at home is a celebration of what they have learnt at school.
- Re-assessed all children in EYFS/KS1 using the online portal which groups them based on what sounds they know
- Ordered new materials to support teaching of phonics in school and to support your reading at home



# What do we do to support reading at Hawridge and Cholesbury?

- Early Morning Phonics
- Daily Phonics lessons
- Reading for pleasure
- Class story times in school to allow children to hear stories read fluently
- Echo reading
- Shared Reading
- Mystery reader
- Parent read-ins
- Author visits
- Readers Tea
- Weekly Library visits changing Library books



At five years old:

Never read to - 4,622 words

1-2 times a week - 63,570 words

3-5 times a week - 169,520 words

Daily - 296,600 words

Five books a day - 1,483,300 words

*Science Daily (2019)*

*<https://www.sciencedaily.com/releases/2019/04/190404074947.htm>*





The number and quality of the conversations they have with adults and peers throughout the day in a language-rich environment is crucial.

*The reading framework*  
*Teaching the foundations of literacy*  
*DfE, July 2023*

# Reading aloud is transformational

Being read *to* is the most powerful predictor of a child's future reading comprehension.


# ruthmiskin.com

**Learning to read  
at home**

### Parents, carers and families

We support our schools to work in partnership with you at home. This includes books for home reading, information booklets and a Virtual Classroom with films for children to practise.

#### Using the Virtual Classroom



See how to support your child at home with our Virtual Classroom.

### Films


These 17 films show you step by step how to teach children to read and write with Read Write Inc. Phonics.

If your child is in a school that teaches Read Write Inc. or if you have bought a parent pack, the films will help you and your child practise together at home.


If you have a question, please get in touch via our [Facebook](#) or [8](#) pages and subscribe to our [YouTube](#) channel.

**Parent and carer films** 17 Videos

- How Read Write Inc. phonics w... 2:47
- Understanding how phonics wo... 2:58
- How to help your child learn th... 2:45
- What to expect from the phonic... 1:52
- Parents: how to listen to your c... 2:25
- Why read to your child? 2:08
- 18 things to think about when ... 2:04



What is Read Write Inc. Phonics?

Watch on 

### Home reading guidance documents

[Parent FAQs](#)[Handwriting phrases](#)[Fred Games](#)[List of Read Write Inc. reading books](#)

# Read Write Inc.

# Online resources available

Ruth Miskin Families Page:

<https://www.ruthmiskin.com/parentsandcarers/>

Ruth Miskin Facebook:

<https://www.facebook.com/miskin.education>

Free e-books for home reading:

<http://www.oxfordowl.co.uk/Reading/>

# Parents carers and families webpage





# Any questions?



We will share all resources from today in the newsletter