

Maths Mastery

Read and Write Decimals as Fractions



Maths Mastery - Read and Write Decimals as Fractions

1. Draw a number line from 0 to 1.
Divide the line into 10 equal parts.
Mark all the tenths as decimals
and fractions on the line.

Can you repeat this for twentieths?



Maths Mastery - Read and Write Decimals as Fractions

2. Work with a partner, each
with a whiteboard. Share
your workings.



Write a fraction or decimal
in hundredths on your board.

Say and write the equivalent
decimal or fraction on your board.



Maths Mastery - Read and Write Decimals as Fractions

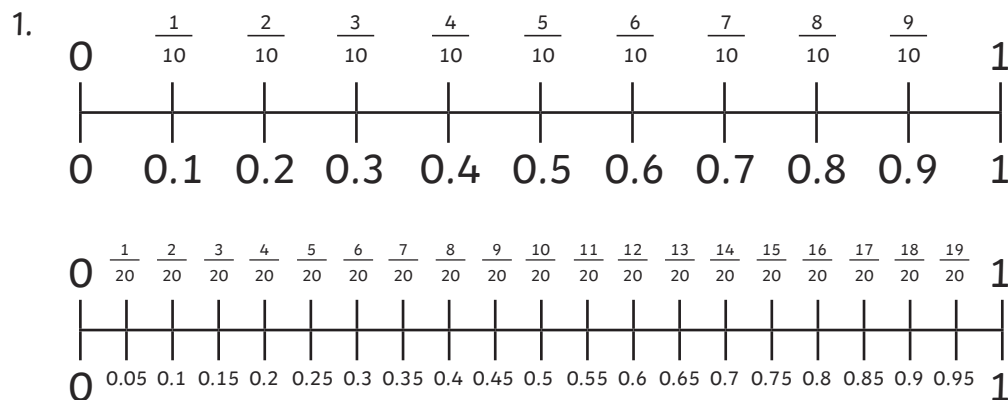
3. For each colour, write down the representation
as a fraction, decimal and percentage.



4. On squared paper draw some 100 squares. Shade in some squares and write the representation as a fraction, decimal and percentage.



Maths Mastery - Read and Write Decimals as Fractions



2. Answers will vary.

3. Orange: $\frac{30}{100}$, 0.3, 30%

Blue: $\frac{35}{100}$, 0.35, 35%

Green: $\frac{58}{100}$, 0.58, 58%

4. Answers will vary.